



IEH *2018*

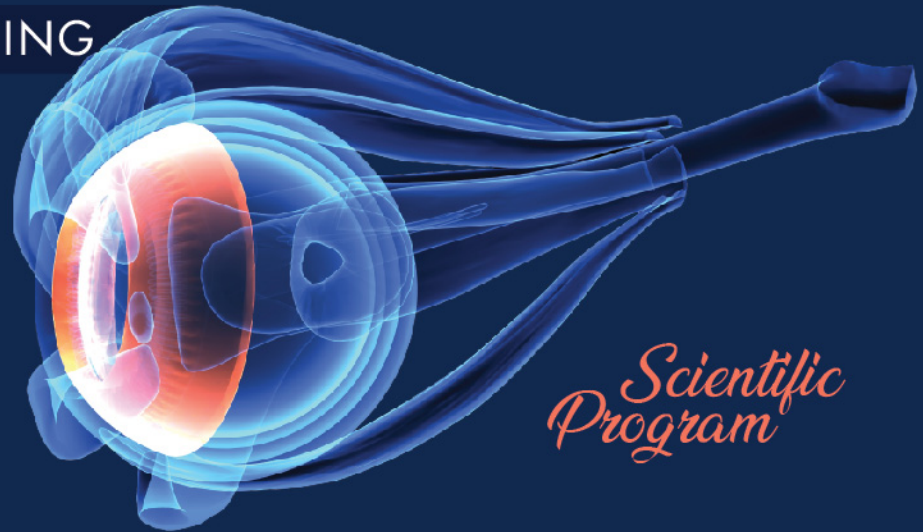
INTERNATIONAL EYE HOSPITAL

15TH INTERNATIONAL MEETING

13-14
December
2018

Fairmont
NILE CITY
CAIRO

For more information
www.ieh-conferences.com



*Scientific
Program*



Approved by:

mecomed



EYLEA[®]

(aflibercept solution for injection)



WELCOME MESSAGE

Dear friends and Ophthalmologists,

It gives us great pleasure and honor to welcome you to the IEH scientific conference on December 13th -14th 2018 at Fairmont Nile City in Cairo, Egypt. We aspire to bring together a talented group of international speakers, renowned researchers and surgeons creating a rich platform for the transfer of knowledge.

Through panel discussions, debates and workshops, innovations and experience will be shared by experts in the different fields of ophthalmology,

This year we have expanded the scope of the meeting to bring you advances in technology, research and public relations.

The board of IEH will exert an enormous effort to make this meeting both scientifically strong and socially enjoyable.

Sincerity
International Eye Hospital

ABOUT IEH

Established in 1995 as the first specialized eye hospital in the Middle East Region, construction completed on 1997 and in 1998 we started our soft opening. The grand opening of Dokki branch took place in 1999.

In our continuous efforts for advancement we introduced Phaco Technology in 2000, and a fully integrated investigation unit in 2001, a fully integrated laboratory in 2002, a Specialized Clinical Pharmacy in 2004, implementation of The latest Medical Information System (MIS) in 2007, we introduced FEMTO LASIK Technology in 2013

As we strive to offer quality service, we obtained the ISO 9001 certification on 2003 and then the JCI accreditation on 2015

To get closer to our patients we began local expansions, with the opening of Roxy branch in 2003, then Fayoum branch opening 2006, then Luxor Branch Opening in 2014, and finally Beni Sweif Branch Opening in 2016, and soon regional expansions will come.

In 2009 IEH became the first to offer specialized Kids eye care service with the opening of the Kid Eyes Hospital in Dokki - Cairo.





IEH MILESTONES

International Eye Hospital one of the most specialized hospital in field of ophthalmology Established since 1995. Accredited: ISO 9001 & JCI.

International Eye Hospital is one of the most specialized hospital in field of ophthalmology Established since 1995 & Accredited: ISO 9001 & JCI.

Our mission is to provide treatment according to the international standards in field of ophthalmology in Egypt and Middle East.

Our vision is to combine outstanding care with an affordable cost.

We have a highly qualified team of medical and administrative staff that offers a wide range of ophthalmology services, which is guaranteed to meet your needs.

Employees join our team with different skill sets, which gives us an opportunity to tailor training to meet individual needs.

These services are provided for all individuals in accordance with their needs and with acknowledgment and respect of cultural diversity, including culture , age and financial status.



OUR VISION

To be eye care service provider of choice in Egypt and MENA Region



OUR MISSION

To offer high-quality eye care services through attracting eminent consultants, using the latest technologies and following international standards where the patient is our key priority .

CONFERENCE BOARD

Conference Chairman
Beshr Kenawy, MD.

Conference Committee
Mahmoud Abou Steit, MD.
Ahmed Barrada, MD.
Hazem Haroun, MD.

Scientific & Organizing Committees
Mostafa Nabih, MD.
Manal Assem, MD.

Refractive & Cornea
Tarek Elnaggar

Cataract
Ahmed Elkateb
Wessam Armea

Neuro
Mai sharawy

Investigation
Mai Sharawy
Nahla Abu Hussein

Paediatric
Hala Elhilaly
Ahmed Awaden

Retina
Mostafa Nabih
Ahmed Elsawy

Occuloplastic
Tamer Gawdad

GUEST SPEAKERS



Fernando Faria-Correia, MD, PhD, FEBOS-CR
Portugal

Researcher at Rio de Janeiro Corneal Tomography and Biomechanics Study Group and BrAIN (Brazilian Study Group of Artificial Intelligence and Corneal Ophthalmology supervisor at School of Medicine, University of Minho.



Jost B. Jonas, MD
Germany

A comprehensive ophthalmologist and clinical scientist and is Chairman of the Department of Ophthalmology of the Medical Faculty Mannheim of the Ruprecht-Karls-University Heidelberg/Germany.

THANKS TO OUR GENEROUS SPONSORS



SPEAKERS INSTRUCTIONS

Congress halls will be equipped with:

Two laptops: one Apple Mac & one PC with Microsoft Windows 8 and Microsoft Office 2013.

Internet access will NOT be available inside the meeting rooms.

To ensure that the meeting progresses smoothly, please stick to the following instructions:

- All presentations should be recorded on a USB flash memory (preferred).
- Please save presentations in PowerPoint 2007 or later format for PC & Keynote for Apple.
- Upload your presentation early to the Audiovisual Center (RM Events) as we will load the presentations to the hard drive of our systems before the sessions by one hour.
- No personal laptops are permitted for presentations.
- In case you have problems with your presentation(s), please do not hesitate to contact the IT support team (RM Events).



12:55  → 00:55 

Computerized
COUNT-DOWN **TIMER**

will monitor speakers' time

So make sure to present during the given time,
as **NO EXTRA TIME IS ALLOWED**



Powered by:

RM EVENTS

Phone: +20 (0) 35226738, +20 (0) 35226572

Mobile: +2012-75580666, +2012-23925628

Web: www.rm-events.org



Microsoft



Scientific Program

13-14 December, 2018

THURSDAY 13 DECEMBER, 2018

09:00 - 10:00

CORNEAL SURGERY

09:00 - 09:07

DMEK: A challenging operation with further difficulties

Tarek Katamish

09:07 - 09:14

Customized intracorneal Ring Segments Implantation based on the ectasia Pheno type

Fernando Faria-Correia

09:14 - 09:21

Boston Kpro management of chemical burn

Mohamed Anis

09:21 - 09:28

Therapeutic Bioptics for Keratoconus

Fernando Faria-Correia

09:28 - 09:30

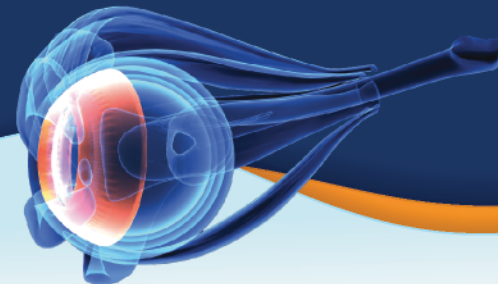
Discussion

09:30 - 10:00

Panel Discussion: Management of Keratoconus: your approach

Moderator: Tarek El-Naggar

Panelists: Fernando Faria-Correia, Mohamed Anis, Sameh El Agha



10:00 - 11:00

RETINA SESSION I

10:00 - 10:07

Moderators: **Mostafa Nabih, Ahmed Abdalla**

Induction of PVD. Different situations and different techniques

10:07 - 10:14

Treatment protocols for wet AMD

10:14 - 10:21

Retreatment of ROP after primary intravitreal Bevacizumab

10:21 - 10:28

Micropulse diode laser in treatment of CSR

10:28 - 10:35

The instrument that changed my life

10:35 - 10:42

Juvenile rhegmatogenous retinal detachment in a case of choroidal coloboma

10:42 - 10:49

Surgical tips for combining phacoemulsification with pars plana vitrectomy

10:49 - 10:53

Approach to an iris mass

10:53 - 11:00

Irido-ciliary malignant melanoma from resection to reconstruction

Amir Mostafa

Noha Khater

Youssef Helmy

Mahmoud Geneidy

Amr Azab

Ahmed El-Sawy

Khaled El Rakhawy

Mohamed Kenawy

Hany Hamza

11:00 - 11:20

UVEITIS

11:00 - 11:10

Biologics in Uveitis: an update

11:10 - 11:20

CSR in Behcet's disease

Radwa El Zanaty

Rana Hussein

THURSDAY 13 DECEMBER, 2018

11:20 - 11:50 | Coffee Break

11:50 - 12:50

PEDIATRIC

11:50 - 12:02

Crossing Swords in Pediatric Ophthalmology

Hala Elhilaly

12:02 - 12:14

Management of High AC/A Ratio:

Faden Versus Biofocals

Akmal Rizk
Heba Abdel Rahman

12:14 - 12:26

Inferior Oblique Weakening Procedures:

Myectomy Versus Anteriorization/Graded Recession

Hatem Said
Ahmed Awadein

12:26 - 12:50

Pediatric Cataract and IOL Surgery:

12:26 - 12:38

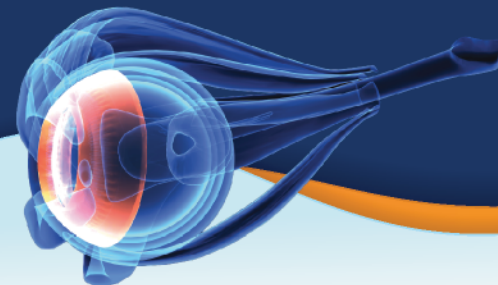
Anterior Versus Pars Plicata Posterior Capsulectomy & anterior vitrectomy

Lobna Khazbak
Shaimaa Arfeen

12:38 - 12:50

Severe Unilateral Congenital Ptosis with Poor Levator Function Maximum
Levator Resection Versus Brow Suspension

Rania Ellessawy
Sameh Hassan



12:50 - 14:00

INVESTIGATIONS

Session A

12:50 - 12:57	The simple guideline to solve a mystery of a retinal dystrophy (Electrophysiology techniques and multimodal imaging)	Azza Shehab
12:57 - 13:09	Ultrasound of Ocular Trauma, is it enough?	Rasha Abbas
13:09 - 13:16	Tricky situations in IOL calculation	Hitham Hassan
13:16 - 13:23	Florecine angiography in not enough.	Enas Mourad
13:23 - 13:25	Discussion	

Session B: Brain storming to solve dilemma

Moderators: Yasser Serag, Nahla Abouhussein

13:25 - 13:33	The unexpected
13:33 - 13:41	The atypical
13:41 - 13:49	The Funny boy
13:49 - 13:57	Bizarre choroidal lesion
13:57 - 14:00	Discussion

KEYNOTE LECTURE

14:00 - 14:30	Myopia prevalence pathologic anatomy and aspects of aetiology	Jost Jonas
---------------	---	------------

14:30 - 15:00 | Coffee Break

THURSDAY 13 DECEMBER, 2018

15:00 - 16:30

CATARACT

IOL Challenges

Moderators: **Khaled Mansour, Ahmed El Kateb**

15:00 - 15:08

Multifocal IOLs after Phakic IOL Explantation

Fernando Faria-Correia

15:08 - 15:16

Angle supported PIOL's serious complications and explanation

Ahmed El-Sawy

15:16 - 15:24

PMMA IOL with sunset

Ahmed Assaf

15:24 - 15:32

Repositioning a Subluxated IOL-CTR-Bag Complex

Khaled Mansour

15:32 - 15:40

Cionni Ring in Marfan Syndrome

Ahmed El Kateb

15:40 - 15:48

Double Ahmed Segment in Microspherophakia

Sameh El Agha

15:48 - 15:56

Different techniques, tips and types of sutures used with Cionni and Ahmed Segments

Wissam Armia

15:56 - 16:04

Toric IOLs and Astigmatism Surgery

Karim Sidky

16:04 - 16:19

Yamane technique Ectopia Lentis

Mostafa Nabih

16:19 - 16:30

Discussion

BAYER SYMPOSIUM

16:30 - 16:45



Aflibercept .. Real life cases

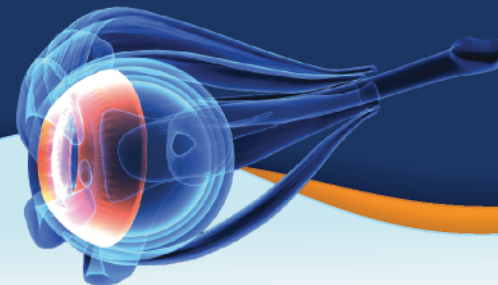
Mohamed El Baradei

SPECIAL LECTURE

16:45 - 17:00

Clinical research; the basics

Amy Nabih



17:00 - 18:00

**VIDEO
SESSION**

17:00 - 17:06

17:06 - 17:12

17:12 - 17:18

17:18 - 17:24

17:24 - 17:30

17:30 - 17:36

17:36 - 17:42

17:42 - 17:48

17:48 - 17:54

17:54 - 18:00

Moderators: **Yasser Serag, Ahmed El-Sawy**

Induced drop of IOL

Transzonular anterior vitrectomy during phaco

Hyaloido-zonulo-iridectomy for post phaco malignant glaucoma

Phaco in post PK with multiple recurrent herpetic stromal keratitis

Femto sticky situations

Retrieval of dropped nuclei

Different options for management of aphakia in cases of dropped IOLs

New type surprising intraocular foreign body

A blow to the eye to save the globe

Discussion

Bahaa Abdalla Hassan

Sameh El Agha

Ahmed El Kateb

Fernando Faria-Correia

Tarek El-Nagggar

Mostafa Nabih

Ahmed El-Sawy

Ahmed Abdel Azim

Abdel Salam Mohsen

18:00 - 18:00

**MICROKERATOME
WETLAB**

Sponsored by:

Orchidia

Limited seats available



18:00 | Dinner

FRIDAY 14 DECEMBER, 2018

08:00 - 09:00 | Breakfast

09:00 - 10:30

GLAUCOMA

09:00 - 09:45

Trends in Primary Congenital Glaucoma Management

09:00 - 09:07

Hand Held AS- OCT in Primary Congenital Glaucoma

Dina Elfayoumy

09:07 - 09:14

The role of Topical anti-glaucoma Medication

Shereen Sadek

09:14 - 09:21

My First Choice

Hala Elhilaly

09:21 - 09:28

My Back-up Plan (B)

Adel Alei El Din

09:28 - 09:35

My Back-up plan (C)

Ghada Gawdat

09:35 - 09:42

When all else fails

Ahmed Mostafa A. Rahman

09:42 - 09:45

Discussion

09:45 - 09:50

Adult Glaucoma

Assessment of bleb morphology

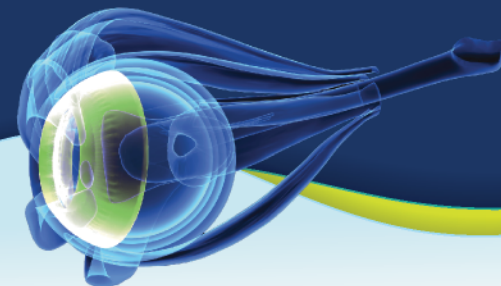
Ahmed Salah

09:50 - 10:30

Glaucoma Panel: Controversies in Glaucoma Management

Moderator: **Ahmed Mostafa**

Panelists: **Ayman El Shiety, Riham Samy, Ahmed Khalil, Mostafa Nabih, Jost Jonas**



10:30 - 11:30

REFRACTIVE

10:30 - 10:37

Biomechanics .. Basics and Updates

Mohamed Fakhry

10:37 - 10:44

Contoura Vision Correction-Customized Ablation Based on Corneal Surface Topography

Fernando Faria-Correia

10:44 - 10:51

Limitations and opportunities in SMILE

Ahmed Sedky

10:51 - 10:58

SMILE Beyond Simple Myopia and Astigmatism in Virgin Eyes

Osama Ibrahim

10:58 - 11:00

Discussion

11:00 - 11:30

Panel Discussion: Decision Making in Refractive Surgery

Moderator: Tarek El-Naggar

Panelists: Ahmed Sedky, Beshr Kenawy, Fernando Faria-Correia, Mohsen Salem, Osama Ibrahim

11:30 - 13:00 | Coffee Break & Gomaa Prayer

KEYNOTE LECTURE

13:00 - 13:30

Ophthalmoscopic Evaluation of optic nerve head

Jost Jonas

13:30 - 13:50

NEURO OPHTHALMOLOGY

13:30 - 13:40

The correlation between papilledema grading and scoring system and the dose of acetazolamide in cases of PTC

Sherif Kamel

13:40 - 13:50

Optic neuropathy, SION, RION or CRION?

Mai Sharawy

FRIDAY 14 DECEMBER, 2018

GUEST LECTURE

13:50 - 14:10

How to improve your private practice

Ashraf Alam El Dine

14:10 - 15:10

CATARACT

The Unexpected in Cataract Surgery

Moderators: Beshr Kenawy, Mostafa Nabih

14:10 - 14:16

When The Fragments Hide

Yehia Salah

14:16 - 14:22

Little Prayer Can Do

Abdalla Hassouna

14:22 - 14:28

Shallow AC with High IOP During Phaco

Mostafa Nabih

14:28 - 14:34

When Hard Cataract is not Enough

Ramy Riad

14:34 - 14:40

Giant Iatrogenic Zonular Dialysis

Ahmed El Kateb

14:40 - 14:46

Salvaging Vision in a Patient Scheduled for Eviceration

Fathy Fawzy

14:46 - 14:52

Cataract Surgery for Phacoanaphylactic Glaucoma

Amr Wassef

14:52 - 14:58

See it again in slow motion

Ahmed El-Sawy

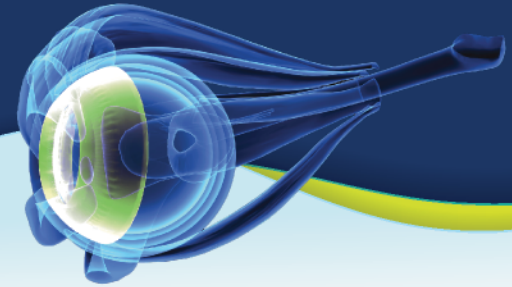
14:58 - 15:04

Valsalva Attack During Hydrodissection

Bahaa Abdalla Hassan

15:04 - 15:10

Discussion



15:10 - 15:40

OCULOPLASTIC

15:10 - 15:15

Moderators: **Tamer Gawdat, Essam El Toukhy**

Lid reconstruction in lid malposition

15:15 - 15:20

Post orbital intraconal tumour

15:20 - 15:25

3snip punctoplasty with mitomycin and minimonica stent

15:25 - 15:30

Unexplained proptosis in a young girl

15:30 - 15:35

Case presentation Quiz?

15:35 - 15:40

The Best periocular Flap

Tamer Gawdat

Tarek Saleh

Ahmed Shereen

Abdallah El Hussein

Mohamed Abdel Hafez

Rania El Essawy

15:40 - 16:10 | Coffee Break

**SPECIAL
LECTURE**

16:10 - 16:20

Artificial Intelligence in Diagnosis of diabetic retinopathy

Ahmed Nabih

FRIDAY 14 DECEMBER, 2018

16:20 - 18:20

RETINA SESSION II

16:20 - 17:20

Panel Discussion: Decision making in Vitreoretinal surgery

Panel I

Moderators: [Mostafa Nabih](#), [Mahmoud Gueneidy](#)

16:20 - 16:28

Post vitrectomy macular cyst. How to manage ?

[Bahaa Abdalla Hassan](#)

16:28 - 16:36

Myopic macular retinoschisis. Different ILM management approaches, different results

[Mohamed Moghazy](#)

16:36 - 16:44

Macular hole surgery with ILM peeling

[Rashid El Lakkany](#)

16:44 - 16:52

ILM inverted flap or autologous free graft in macular hole surgery

[Ahmed El-Sawy](#)

16:52 - 17:00

Traumatic macular tear

[Sherif Sheta](#)

17:00 - 17:08

Submacular hemorrhage. Cause, level and decision

[Sherif Embabi](#)

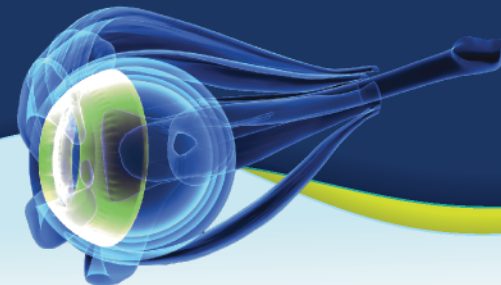
17:08 - 17:16

Difficult ILM peeling

[Ayman Khattab](#)

17:16 - 17:20

Discussion



16:20 - 18:20

**RETINA
SESSION II**

Continued

Panel Discussion: Decision making in Vitreoretinal surgery

Panel II

Moderator: **Hany Hamza**

17:20 - 18:20

17:20 - 17:27 Multilayer Macular Hemorrhage

17:27 - 17:34

17:27 - 17:34 The enemy of good is better. Traumatic sub-retinal hemorrhage

17:34 - 17:41

17:34 - 17:41 Vitreous Haemorrhage in a child

17:41 - 17:48

17:41 - 17:48 Infrequent Types of secondary epimacular membranes

17:48 - 17:55

17:48 - 17:55 IOFB and closed funnel retinal detachment . Should we give up?

17:55 - 18:02

17:55 - 18:02 Buckle or relaxing retinotomy or both

18:02 - 18:09

18:02 - 18:09 Silicone oil removal techniques

18:09 - 18:16

18:09 - 18:16 Decision making

18:16 - 18:20

Discussion

Khaled El Rakhawy

Amr Azab

Mostafa Nabih

Ahmed Abdel Azim

Hany Hamza

Ahmed Abdalla

Noha Khater

Omar Mohamed Aly

10:00 - 18:20

**MICROKERATOME
WETLAB**

Sponsored by:

Orchidia

Limited seats available



18:30 | Dinner

TAKE
Notes

AN EXTENSIVE PORTFOLIO



 **NOVARTIS**

For full prescribing information please contact:
Novartis Pharma S.A.E.
3 El Sawah St. El Amiria , Cairo, Egypt
P.O. Box 1893- Code 11511
Tel : +2 02 22861000
Fax : +20 2 24505345
www.novartis.com.eg
1026014/3

INTERNATIONAL EYE HOSPITAL

15TH INTERNATIONAL MEETING



IEH 2018



Organizing office in charge

RM EVENTS

Phone: +20 (0) 35226738, +20 (0) 35226572

Mobile: +2012-75580666, +2012-23925628

Hotline: +2012-85555421

E-mail: conferences@rmsolutions.net

Web: www.rm-events.org